

NEW COVE WHEEL

Introducing the **NEW BORIDE Cove Wheel!** Say goodbye to heavy, metal bond radius wheels. The BORIDE Cove wheel is made of lightweight aluminum for less ergonomic strain and less wear on your machines. The segments are transitional hybrid bond allowing for enough aggressiveness to remove material, but easier to refine the scratches with resins.

Transitional hybrid bond segments

Lightweight aluminum core (.801 lbs)

Even wear and long life

Airflow holes for heat dispersion



Grit	Cove Wheel (3/4" Radius)
	6"
30	6996030
50	6996050
100	6996100
200	6996200

TERRAZZO EDGING

BORIDE's complete edging system improves the quality of edge work while reducing the scratches of metal cup wheels. The Easy Edge is a rigid cup wheel and our most aggressive. The Edge Flex and EdgeXcel are less aggressive alternatives to the Easy Edge. Their flexibility is ideal for uneven areas and more forgiving for new operators. Our corner tool is designed for a multi tool to get into those tough to reach areas. All our edging tools can be run wet or dry.

★ **Suggested Edging Process: No Metal step needed — 50 grit » 100 grit » 200 grit**

CORNER TOOL




- Polish deep into corners and hard-to-reach areas
- Corners, edges, stairs, and door jambs
- Available in 30, 50, 100, 200 and 400 grit

EASY EDGE




- Use with hand grinders or walk-behind grinders
- Threads/Adaptor: 5/8"- 11", Metric M14 and Hilti DGH150
- Available in 4", 5", 6" and 7"
- Expected lifespan 10-16 hours

EDGE FLEX



- Grind non-flat surfaces like curbs and drains
- Expected lifespan 6 - 8 hours
- Flexible foam adapter fits most hand grinders
- More forgiving for new operators

EDGE XCEL



- Grind non-flat surfaces like curbs and drains
- Expected lifespan 6 - 8 hours
- Flexible foam adapter fits most hand grinders
- More forgiving for new operators

Grit	Corner Tool	Easy Edge (5/8"-11 Thread)		Edge Flex		EdgeXcel Flex Pad	
	2 Pack	7"	5"	7"	5"	7"	5"
30	696030B2	695352B	695368B	695498B	695493B	695910	695900
50	696050B2	695361B	695369B	695499B	695494B	695911	695901
100	696100B2	695353B	695370B	695500B	695495B	695912	695902
200	696200B2	695354B	695371B	695501B	695496B	695913	695903
400	696400B2	695362B	695372B	695502B	695497B	-	-

TERRAZZO FLOOR

BORIDE's transitional bond flooring diamonds are designed as a **honing** process to follow the metal bond process. The result of these diamond is a superior floor with reduced steps. Our resins are specifically designed to follow our transitional line. We offer both a Dry **polishing** and a Wet **polishing** resin. Our BSD resin line allows contractors to complete their terrazzo polishing process with the same quality, long life and dependability for which BORIDE products have become known.

★ **Suggested Floor Process: Metal step if needed — 50 or 100 grit BORIDE Transitionals » 200 grit BORIDE Transitionals » BSD Wet or Dry Resins**

BSD




- Reduces metal bond steps
- Long life (10,000-15,000 ft²)
- Velcro attachment
- Medium and small planetary machines
- Available in soft or standard bond

PREMIUM TRANSITIONAL




- Reduces metal bond steps
- Long life (20,000-25,000 ft²)
- Velcro attachment
- Medium and Large planetary machines
- Available in soft or standard bond

WET RESINS



- Used for wet grinding applications
- Long life (6,000-8,000 ft²)
- Velcro attachment
- Designed to follow transitional steps

DRY RESINS



- Used for dry grinding applications
- Long life (6,000-8,000 ft²)
- Velcro attachment
- Designed to follow transitional steps

Grit	BSD	Wet Resin	Dry Resin	Premium Transitional 3"
30	7134	-	-	7155
50	7130	-	-	7156
100	7127	-	-	7157
200	7137	-	-	7241
400	7131	8635	7371	-
800	7132	8636	7372	-
1500	7149	8637	7373	-
3000	-	8638	7374	-

PRODUCT CHART

GRIND • HONE • POLISH • FINISH

TERRAZZO POLISHING SIMPLIFIED

Using Blue Star Diamond™ Technology

THE LATEST
DIAMOND TECHNOLOGY
FOR TERRAZZO



Carla Nickodemus
Business Development & Product Manager
cnickodemus@borideabrasives.com
231.218.7746 CELL

Lyndon Kelsey
National Account Manager
lkelsey@borideabrasives.com
512.791.3423 CELL

Paul Pinkevich
National Account Manager
ppinkevich@borideabrasives.com
540.830.5910 CELL

Rachel Zahaitis
Sales & Account Manager
rzahaitis@borideabrasives.com
231.342.4278 CELL

Anna Cloutier
Sales & Marketing Assistant
acloutier@borideabrasives.com
231.342.7632 CELL



			30	50	80	100	200	270	400	800	1500	3000
	COVE WHEEL	6"	◆	◆		◆	◆					
	EASY EDGE	4"	◆	◆		◆		◆	◆			
		5"	◆	◆		◆		◆	◆			
		6"	◆	◆		◆		◆	◆			
		7"	◆	◆		◆		◆	◆			
	EDGE FLEX	5"	◆	◆		◆		◆	◆	◆	◆	
		7"	◆	◆		◆		◆	◆	◆	◆	
	EDGEXCEL	5"	◆	◆		◆	◆		◆	◆	◆	
		7"	◆	◆		◆	◆		◆	◆	◆	
	BSD CORNER TOOL	Triangle	◆	◆		◆	◆		◆			
	BSD	3" NO Boss	◆	◆	◆	◆	◆		◆	◆	◆	
		3" WITH Boss	◆	◆	◆	◆	◆		◆			
	DRY RESIN	3"					◆		◆	◆	◆	◆
		2"					◆		◆	◆	◆	◆
	WET RESIN	3"							◆	◆	◆	◆

★ Suggested Floor Process: *Metal step if needed* — 50 or 100 grit
BORIDE Transitionals » 200 grit BORIDE Transitionals » BSD Wet or Dry Resins

★ Suggested Edging Process: *No Metal step needed* — 50 grit » 100 grit
» 200 grit



borideabrasives.com 800.662.0336