

CONCRETE POLISHING SIMPLIFIED

Using Blue Star Diamond™ Technology

GRIND.

HONE.

POLISH.

FINISH.

The Latest Diamond
Technology for
Polishing Concrete

Proud Members of:



 **BLUE STAR
DIAMOND™**

 **ISO 9001:2015**
Certificate #0Y631-IS5

TAKE THE PAIN OUT OF FLOOR POLISHING

Blue Star Diamond technology reduces the steps in the floor polishing process, saving time and creating superior floors. Our product line features transitional diamonds, polishing diamonds and the revolutionary Easy Edge, Edge Flex and Corner Tool for all concrete polishing jobs, large or small. We also offer other polishing accessories to complete your polishing project.



For nearly forty years, BORIDE Engineered Abrasives has developed and manufactured abrasive products for industrial and consumer applications. Our company is driven by the following Core Values:

Our Customers Are Our Reason for Being. Our customers define product and service quality requirements. We will listen to our customers, strive to understand their needs, and meet their expectations with quality products, extraordinary customer service, competitive pricing, and technological leadership.

Our Customers Are Our Reason For Being

Employees are key to business success. We will encourage and support our employees to actively participate in the success of our business.

Everything is done with a process. We will document, plan, control, monitor, and audit our processes as a foundation for continuous improvement. We will measure our performance based on quality, safety, service, and manufacturing effectiveness and efficiency.

Utilize sound environmental protection. Maintain an understanding of current practices, laws and regulations and incorporate these responsibilities in our operations promptly. Include waste reduction and recycling in our goals.

Be good citizens in our community. Support and encourage employee involvement in community affairs and organizations. Contribute to local charities.

Operate ethically. At all times practice business ethics that are above reproach in dealing with our customers, employees, suppliers and the community.



Products Made in the USA

Carla Nickodemus
Business Development &
Product Manager
cnickodemus@borideabrasives.com
231.218.7746 CELL

Tyler Flynn
Sales & Account Manager
tflynn@borideabrasives.com
517.927.3890 CELL

QUALITY COMMITMENT

On-time, error-free shipments.

Consistent, high-quality products.

Prompt, accurate information and answers.

TABLE OF CONTENTS

EASY EDGE	3
EDGE FLEX.....	4
BSD CORNER TOOL	4
EDGEXCEL.....	5
MICRO EDGER.....	5
PREMIUM 3" AND 2"	6
BSD	7
BSD DRY RESIN.....	8
BSD WET RESIN.....	8
BSD PADS	9
DIAMOND BURNISHING PADS.....	9
BSD DIAMOND PADS.....	10
4 SEGMENT FIRST CUT	10
ADAPTORS & TOOLING.....	11
PRODUCT CHART.....	12
BORIDE PROCESS	13
GRIT COLOR CHART	14

EASY EDGE

A revolutionary design that improves the quality of edge work while reducing the scratches and gouging that metal bond cup wheels can cause. The Easy Edge system will eliminate metal bond cup wheels on most concrete polishing projects. Easy Edge is fast, light weight and easy to use resulting in a superior edge. Can be used for wet or dry grinding.

PRODUCT FEATURES


- Use with most hand grinders or walk behind grinders
- Available in:
 - 5/8"-11 and Metric M14 thread
 - 4", 5", 6" and 7"
 - Life expectancy 10 - 16 hours
 - 30 grit, 50 grit, 100 grit, 270 grit & 400 grit

5/8"- 11 Item #	Metric M14 Item #	Description	Grit	Concrete Hardness
695363B	695363M	4" Edger Wheel, Grooved	30	Soft to Very Hard
695364B	695364M	4" Edger Wheel, Grooved	50	Soft to Very Hard
695365B	695365M	4" Edger Wheel, Grooved	100	Soft to Very Hard
695366B	695366M	4" Edger Wheel, Grooved	270	Soft to Very Hard
695367B	695367M	4" Edger Wheel, Grooved	400	Soft to Very Hard
695368B	695368M	5" Edger Wheel, Grooved	30	Soft to Very Hard
695369B	695369M	5" Edger Wheel, Grooved	50	Soft to Very Hard
695370B	695370M	5" Edger Wheel, Grooved	100	Soft to Very Hard
695371B	695371M	5" Edger Wheel, Grooved	270	Soft to Very Hard
695372B	695372M	5" Edger Wheel, Grooved	400	Soft to Very Hard
695444B	695444M	6" Edger Wheel, Grooved	30	Soft to Very Hard
695445B	695445M	6" Edger Wheel, Grooved	50	Soft to Very Hard
695446B	695446M	6" Edger Wheel, Grooved	100	Soft to Very Hard
695447B	695447M	6" Edger Wheel, Grooved	270	Soft to Very Hard
695448B	695448M	6" Edger Wheel, Grooved	400	Soft to Very Hard
695352B	695352M	7" Edger Wheel, Grooved	30	Soft to Very Hard
695361B	695361M	7" Edger Wheel, Grooved	50	Soft to Very Hard
695353B	695353M	7" Edger Wheel, Grooved	100	Soft to Very Hard
695354B	695354M	7" Edger Wheel, Grooved	270	Soft to Very Hard
695362B	695362M	7" Edger Wheel, Grooved	400	Soft to Very Hard



EDGE FLEX

The flexible companion to the Easy Edge provides the same great edge finishing on any non-flat surface such as curbs and drains. Can be used wet or dry through 400 grit. Fine grits (800, 1500) are for dry grinding only.



Item #	Description	Size	Grit	Concrete Hardness
695493B	EdgeFlex	5"	30	Soft to Very Hard
695494B	EdgeFlex	5"	50	Soft to Very Hard
695495B	EdgeFlex	5"	100	Soft to Very Hard
695496B	EdgeFlex	5"	270	Soft to Very Hard
695497B	EdgeFlex	5"	400	Soft to Very Hard
695530B	EdgeFlex	5"	800	Soft to Very Hard
695521B	EdgeFlex	5"	1500	Soft to Very Hard
695498B	EdgeFlex	7"	30	Soft to Very Hard
695499B	EdgeFlex	7"	50	Soft to Very Hard
695500B	EdgeFlex	7"	100	Soft to Very Hard
695501B	EdgeFlex	7"	270	Soft to Very Hard
695502B	EdgeFlex	7"	400	Soft to Very Hard
695522B	EdgeFlex	7"	800	Soft to Very Hard
695523B	EdgeFlex	7"	1500	Soft to Very Hard
685087B	Flexible Backplate	7"	NA	NA
685088B	Flexible Backplate	5"	NA	NA



BSD CORNER TOOL

Finally! A tool that can polish deep into corners and hard-to-reach areas. Corners, edges, stairs, and door jambs can present a tough challenge to even the most experienced of operators. Now getting close to the edge and deep into corners is easier than ever thanks to the BSD Corner Tool.




Item #	Description	Grit	Package Quantity	Concrete Hardness
696000B	BSD Corner Tool Starter Set	30 - 400	5	Soft to Very Hard
696030B2	BSD Corner Tool 2 pack	30	2	Soft to Very Hard
696050B2	BSD Corner Tool 2 pack	50	2	Soft to Very Hard
696100B2	BSD Corner Tool 2 pack	100	2	Soft to Very Hard
696200B2	BSD Corner Tool 2 pack	200	2	Soft to Very Hard
696400B2	BSD Corner Tool 2 pack	400	2	Soft to Very Hard



EDGEXCEL

EdgeXcel is the next generation of the Edge Flex, the flexible companion to the Easy Edge. Perfect for new operators, the EdgeXcel's flexibility will prevent gouges or inconsistent scratch patterns in the floor. Available in 5" and 7" with full velcro backing.

Item #	Description	Grit	Package Quantity	Concrete Hardness
695900	5" EdgeXcel Flex Pad	30	1	Soft to Very Hard
695901	5" EdgeXcel Flex Pad	50	1	Soft to Very Hard
695902	5" EdgeXcel Flex Pad	100	1	Soft to Very Hard
695903	5" EdgeXcel Flex Pad	200	1	Soft to Very Hard
695904	5" EdgeXcel Flex Pad	400	1	Soft to Very Hard
695905	5" EdgeXcel Flex Pad	800	1	Soft to Very Hard
695906	5" EdgeXcel Flex Pad	1500	1	Soft to Very Hard
695910	7" EdgeXcel Flex Pad	30	1	Soft to Very Hard
695911	7" EdgeXcel Flex Pad	50	1	Soft to Very Hard
695912	7" EdgeXcel Flex Pad	100	1	Soft to Very Hard
695913	7" EdgeXcel Flex Pad	200	1	Soft to Very Hard
695914	7" EdgeXcel Flex Pad	400	1	Soft to Very Hard
695915	7" EdgeXcel Flex Pad	800	1	Soft to Very Hard
695916	7" EdgeXcel Flex Pad	1500	1	Soft to Very Hard



MICRO EDGER

A new size for our EASY EDGE product line, this MicroEdger allows easy access to tight corners, door jambs or stairs. Always use wet or with a commercially available dust shroud with attachable vacuum for OSHA silica compliance.

BSD Item #	Description	Grit	Package Quantity	Concrete Hardness
697030	3" Micro Edger	30	1	Soft to Very Hard
697050	3" Micro Edger	50	1	Soft to Very Hard
697100	3" Micro Edger	100	1	Soft to Very Hard
697200	3" Micro Edger	200	1	Soft to Very Hard
697400	3" Micro Edger	400	1	Soft to Very Hard
697800	3" Micro Edger	800	1	Soft to Very Hard
6971500	3" Micro Edger	1500	1	Soft to Very Hard



PREMIUM 3"AND 2"

The Premium 8 Segment result in a superior floor with reduced steps. Designed to transition from a metal bond diamond grinding process to a resin polishing process. Can run on medium and large planetary and rotary machines. Use Soft Grade with Very Hard Concrete and Standard Grade on most other types.

Item #	Size	Description	Boss	Grit	Product Hardness	Concrete Hardness
7155	3"	Premium Transitional	No Boss	30	Standard	Soft Med Hard
7156	3"	Premium Transitional	No Boss	50	Standard	Soft Med Hard
7157	3"	Premium Transitional	No Boss	100	Standard	Soft Med Hard
7241	3"	Premium Transitional	No Boss	200	Standard	Soft Med Hard
7158	3"	Premium Transitional	No Boss	400	Standard	Soft Med Hard
7151	3"	Premium Transitional	With Boss	30	Standard	Soft Med Hard
7152	3"	Premium Transitional	With Boss	50	Standard	Soft Med Hard
7153	3"	Premium Transitional	With Boss	100	Standard	Soft Med Hard
7259	3"	Premium Transitional	With Boss	200	Standard	Soft Med Hard
7154	3"	Premium Transitional	With Boss	400	Standard	Soft Med Hard
7275	2"	Premium Transitional	No Boss	30	Standard	Soft Med Hard
7276	2"	Premium Transitional	No Boss	50	Standard	Soft Med Hard
7277	2"	Premium Transitional	No Boss	100	Standard	Soft Med Hard
7289	2"	Premium Transitional	No Boss	200	Standard	Soft Med Hard
7278	2"	Premium Transitional	No Boss	400	Standard	Soft Med Hard
7169	2"	Premium Transitional	No Boss	800	Standard	Soft Med Hard
7170	2"	Premium Transitional	No Boss	1500	Standard	Soft Med Hard
7228	3"	Premium Transitional	No Boss	30	Soft	Very Hard
7230	3"	Premium Transitional	No Boss	50	Soft	Very Hard
7232	3"	Premium Transitional	No Boss	100	Soft	Very Hard
7261	3"	Premium Transitional	No Boss	200	Soft	Very Hard
7227	3"	Premium Transitional	With Boss	30	Soft	Very Hard
7229	3"	Premium Transitional	With Boss	50	Soft	Very Hard
7231	3"	Premium Transitional	With Boss	100	Soft	Very Hard
7260	3"	Premium Transitional	With Boss	200	Soft	Very Hard
7300	2"	Premium Transitional	No Boss	30	Soft	Very Hard
7301	2"	Premium Transitional	No Boss	50	Soft	Very Hard
7302	2"	Premium Transitional	No Boss	100	Soft	Very Hard
7304	2"	Premium Transitional	No Boss	200	Soft	Very Hard
7303	2"	Premium Transitional	No Boss	400	Soft	Very Hard



BSD

Designed as a ceramic diamond grinding process to follow the metal bond process. The result of this diamond is a superior floor with reduced steps. Long Life (10,000 - 15,000 ft²). Can be used wet or dry through 400 grit. 800 and 1500 dry grinding only. Can be run on small to medium planetary machines.

Item #	Description	Size	Boss	Grit	Product Hardness	Concrete Hardness
7134	BSD	3"	No Boss	30	Standard	Soft & Medium
7130	BSD	3"	No Boss	50	Standard	Soft & Medium
7135	BSD	3"	No Boss	80	Standard	Soft & Medium
7127	BSD	3"	No Boss	100	Standard	Soft & Medium
7137	BSD	3"	No Boss	200	Standard	Soft & Medium
7131	BSD	3"	No Boss	400	Standard	Soft & Medium
7132	BSD	3"	No Boss	800	Standard	Soft & Medium
7149	BSD	3"	No Boss	1500	Standard	Soft & Medium
685075	Luster Pad	3"	No Boss	Finish	Standard	Soft & Medium
7140	BSD	3"	With Boss	30	Standard	Soft & Medium
7141	BSD	3"	With Boss	50	Standard	Soft & Medium
7142	BSD	3"	With Boss	80	Standard	Soft & Medium
7143	BSD	3"	With Boss	100	Standard	Soft & Medium
7144	BSD	3"	With Boss	200	Standard	Soft & Medium
7145	BSD	3"	With Boss	400	Standard	Soft & Medium
7163	BSD	3"	No Boss	30	Soft	Hard
7164	BSD	3"	No Boss	50	Soft	Hard
7165	BSD	3"	No Boss	80	Soft	Hard
7166	BSD	3"	No Boss	100	Soft	Hard
7167	BSD	3"	No Boss	200	Soft	Hard
7168	BSD	3"	No Boss	400	Soft	Hard
7175	BSD	3"	With Boss	30	Soft	Hard
7176	BSD	3"	With Boss	50	Soft	Hard
7177	BSD	3"	With Boss	80	Soft	Hard
7178	BSD	3"	With Boss	100	Soft	Hard
7179	BSD	3"	With Boss	200	Soft	Hard
7180	BSD	3"	With Boss	400	Soft	Hard



BSD DRY RESIN

The BSD Dry Resin line is the latest technology in the Blue Star Diamond family. Designed to follow the Blue Star Diamond Transitional process, the BSD Dry Resins allow contractors to complete their concrete and terrazzo polishing process with the same quality, long life and dependability for which BORIDE products have become known.

PRODUCT FEATURES

- 6,000-8,000 sq ft average life
- Superior performance on soft to very hard concrete
- Designed to follow our Blue Star Diamond Transitional process
- Available in 400, 800, 1500 and 3000 grits
- 2" preferable for machines under 350 pounds
- Velcro attachment
- For best results follow with high speed burnish


BSD Item #	Size	Description	Boss	Grit	Product Hardness	Concrete Hardness
7386	2"	Dry Resin	No Boss	400	Standard	Soft to Very Hard
7387	2"	Dry Resin	No Boss	800	Standard	Soft to Very Hard
7388	2"	Dry Resin	No Boss	1500	Standard	Soft to Very Hard
7389	2"	Dry Resin	No Boss	3000	Standard	Soft to Very Hard
7371	3"	Dry Resin	No Boss	400	Standard	Soft to Very Hard
7372	3"	Dry Resin	No Boss	800	Standard	Soft to Very Hard
7373	3"	Dry Resin	No Boss	1500	Standard	Soft to Very Hard
7374	3"	Dry Resin	No Boss	3000	Standard	Soft to Very Hard



BSD WET RESIN

The BSD Wet Resin line is the latest technology in the Blue Star Diamond family. Designed to follow the Blue Star Diamond Transitional process, the BSD Wet Resins allow contractors to complete their concrete and terrazzo polishing process with the same quality, long life and dependability for which BORIDE products have become known.

BSD Item #	Size	Description	Boss	Grit	Product Hardness	Concrete Hardness
8635	3"	Wet Resin	No Boss	400	Standard	Soft to Very Hard
8636	3"	Wet Resin	No Boss	800	Standard	Soft to Very Hard
8637	3"	Wet Resin	No Boss	1500	Standard	Soft to Very Hard
8638	3"	Wet Resin	No Boss	3000	Standard	Soft to Very Hard



PRODUCT FEATURES

- 6,000-8,000 sq ft average life
- Superior performance on soft to very hard concrete
- Designed to follow our Blue Star Diamond Transitional process
- Available in 400, 800, 1500 and 3000 grits
- For best results follow with high speed burnish


BSD PADS

The Blue Star Diamond Pad System has a unique flexible design that is easy to use and give a superior finish. The Velcro attachment makes it compatible with most grinding machines. Can be used for wet or dry grinding.

PRODUCT FEATURES

- Long life (20,000 - 25,000 sq. ft.)
- Velcro attachment required
- Available in multiple sizes
- Grits: 30, 50, 80, 100, 200, 400, 800, 1500 & 3000
- Can be used wet or dry under traditional grinding machines

Item #	Pad Diameter	Description	Grit	Concrete Hardness
BP11030B	11"	11" BSD Pad	30	Soft to Very Hard
BP11050B	11"	11" BSD Pad	50	Soft to Very Hard
BP11080B	11"	11" BSD Pad	80	Soft to Very Hard
BP11100B	11"	11" BSD Pad	100	Soft to Very Hard
BP11200B	11"	11" BSD Pad	200	Soft to Very Hard
BP11400B	11"	11" BSD Pad	400	Soft to Very Hard
BP11800B	11"	11" BSD Pad	800	Soft to Very Hard
BP111500B	11"	11" BSD Pad	1500	Soft to Very Hard
BP113000B	11"	11" BSD Pad	3000	Soft to Very Hard
BP14030B	14"	14" BSD Pad	30	Soft to Very Hard
BP14050B	14"	14" BSD Pad	50	Soft to Very Hard
BP14080B	14"	14" BSD Pad	80	Soft to Very Hard
BP14100B	14"	14" BSD Pad	100	Soft to Very Hard
BP14200B	14"	14" BSD Pad	200	Soft to Very Hard
BP14400B	14"	14" BSD Pad	400	Soft to Very Hard
BP14800B	14"	14" BSD Pad	800	Soft to Very Hard
BP141500B	14"	14" BSD Pad	1500	Soft to Very Hard
BP143000B	14"	14" BSD Pad	3000	Soft to Very Hard




DIAMOND BURNISHING PADS

Formulated with a special bond that results in superior performance and leaves a beautiful shine. Integrate into the polishing process of a new floor, rejuvenate existing polished floors or quickly heat floors when applying guard. Can be used with most burnishers and scrubbers.

PRODUCT FEATURES

- High gloss
- Quickly cures guard
- Additional sizes available upon request



Item #	Pad Diameter	Description	Grit
9419	21"	DIAMOND BURNISHING PAD	400
9402	21"	DIAMOND BURNISHING PAD	800
9407	21"	DIAMOND BURNISHING PAD	1500
9412	21"	DIAMOND BURNISHING PAD	3000
9446	21"	DIAMOND BURNISHING PAD	8000
9417	27"	DIAMOND BURNISHING PAD	400
9404	27"	DIAMOND BURNISHING PAD	800
9409	27"	DIAMOND BURNISHING PAD	1500
9414	27"	DIAMOND BURNISHING PAD	3000
9448	27"	DIAMOND BURNISHING PAD	8000

BSD DRY FLEX PAD

The BSD Dry Flex Pad has been developed for polishing concrete and terrazzo with the convenience of one pad per head, versus 3 resin pucks. It is also a great option for daily maintenance to remove light scratches and restore the original gloss of polished floors. Recommended for use with a velcro adaptor plate.

PRODUCT FEATURES

- Superior performance on soft to very hard concrete
- Available in 200, 400, 800, 1500 and 3000 grit
- Velcro Attachment; Velcro adaptors available for purchase
- Available in 9" and 10" diameter
- Dry grinding only
- Packaged in quantities of 3 or 4 per grit
- Expected life 3,000 - 4,000 sq. ft.

Item #	Size	Description	Grit	Product Hardness	Concrete Hardness
699000	9"	Dry Flex Pads	200	Standard	Soft to Hard
699001	9"	Dry Flex Pads	400	Standard	Soft to Hard
699002	9"	Dry Flex Pads	800	Standard	Soft to Hard
699003	9"	Dry Flex Pads	1500	Standard	Soft to Hard
699004	9"	Dry Flex Pads	3000	Standard	Soft to Hard
699100	10"	Dry Flex Pads	200	Standard	Soft to Hard
699101	10"	Dry Flex Pads	400	Standard	Soft to Hard
699102	10"	Dry Flex Pads	800	Standard	Soft to Hard
699103	10"	Dry Flex Pads	1500	Standard	Soft to Hard
699104	10"	Dry Flex Pads	3000	Standard	Soft to Hard



4 SEGMENT FIRST CUT

Designed to cut through the cream of very hard concrete, this product's unique design allows the diamond to penetrate deep into the cream opening up the floor. The result is faster production and fewer steps. This diamond keeps cutting when most metal bond diamonds fail.




Item #	Size	Description	Boss	Grit	Product Hardness	Concrete Hardness
7219	3"	4 Segment - First Cut	No Boss	30/40	Standard	Hard
7214	3"	4 Segment - First Cut	No Boss	60/80	Standard	Hard
7218	3"	4 Segment - First Cut	No Boss	120/140	Standard	Hard
7190	3"	4 Segment - First Cut	With Boss	30/40	Standard	Hard
7213	3"	4 Segment - First Cut	With Boss	60/80	Standard	Hard
7217	3"	4 Segment - First Cut	With Boss	120/140	Standard	Hard
7203	3"	4 Segment - First Cut	No Boss	30/40	Soft	Very Hard
7212	3"	4 Segment - First Cut	No Boss	60/80	Soft	Very Hard
7216	3"	4 Segment - First Cut	No Boss	120/140	Soft	Very Hard
7204	3"	4 Segment - First Cut	With Boss	30/40	Soft	Very Hard
7211	3"	4 Segment - First Cut	With Boss	60/80	Soft	Very Hard
7215	3"	4 Segment - First Cut	With Boss	120/140	Soft	Very Hard






ADAPTORS & TOOLING

Specially manufactured adapters designed to run our Premium 3" and 2" Transitional Diamonds, BSD with or without boss and 3" Resins on HTC, Husqvarna, SASE and Scanmaskin type machines.

Item #	Size	Description	Machine Type
685076E	3"	HTC EZ Change Adaptor	All HTC except 270
685095E	3"	HTC Modified EZ Change Adaptor	HTC 270
685079E	3"	Husqvarna RediLock Adaptor	Husqvarna
685086E	Trapezoid	Husqvarna RediLock Adaptor	Husqvarna- 152mm plates
685194E	3"	SASE Adaptor	SASE 535 and 780
8390E	2"	2" Scanmaskin Adaptor	Scanmaskin 500 and smaller
685096E	3"	3" Scanmaskin Adaptor	Scanmaskin 650 and larger



GRIND • HONE • POLISH • FINISH



			30	50	80	100	200	270	400	800	1500	3000	Concrete Hardness
STANDARD Bond	EASY EDGE	4"	◆	◆		◆		◆	◆				Soft Medium Hard Very Hard
		5"	◆	◆		◆		◆	◆				
		6"	◆	◆		◆		◆	◆				
		7"	◆	◆		◆		◆	◆				
	EDGE FLEX	5"	◆	◆		◆		◆	◆	◆	◆		
		7"	◆	◆		◆		◆	◆	◆	◆		
	BSD CORNER TOOL	Triangle	◆	◆		◆	◆		◆				
STANDARD Bond	PREMIUM TRANSITIONAL	3" NO Boss	◆	◆		◆	◆		◆				Soft Medium Hard
		3" WITH Boss	◆	◆		◆	◆		◆				
		2" NO Boss	◆	◆		◆	◆		◆	◆	◆		
		2" WITH Boss	◆	◆		◆	◆		◆	◆	◆		
	4 SEG FIRST CUT	3" NO Boss	30/40	60/80	120/140								Hard
		3" WITH Boss	30/40	60/80	120/140								
	BSD	3" NO Boss	◆	◆	◆	◆	◆		◆	◆	◆		Soft Medium
		3" WITH Boss	◆	◆	◆	◆	◆		◆				
	Resins	3" (Dry and Wet)							◆	◆	◆	◆	Soft Medium Hard Very Hard
		2" (Dry Only)							◆	◆	◆	◆	
	BSD Power Trowel PAD	11"	◆	◆	◆	◆	◆		◆	◆	◆	◆	Soft Medium Hard Very Hard
		14"	◆	◆	◆	◆	◆		◆	◆	◆	◆	
SOFT Bond	PREMIUM 8 SEGMENT	3" NO Boss	◆	◆		◆	◆						Very Hard
		3" WITH Boss	◆	◆		◆	◆						
	4 SEG FIRST CUT	3" NO Boss	30/40	60/80	120/140								
		3" WITH Boss	30/40	60/80	120/140								
	BSD	3" NO Boss	◆	◆	◆	◆	◆		◆				Hard
		3" WITH Boss	◆	◆	◆	◆	◆		◆				

S

Soft
Concrete
2-3 MOHS
< 3000 PSI

M

Medium
Concrete
3-5 MOHS
3000-4000 PSI

H

Hard
Concrete
5-7 MOHS
4500-6000 PSI

VH

Very Hard
Concrete
7-9 MOHS
>6000 PSI

Concrete Polishing Simplified

Superior diamond technology.

Outstanding finish in fewer steps.

Quality Commitment

On-time, error-free shipments.

Consistent, high-quality products.

Prompt, accurate information and answers.

Transform Your Floors

Fewer Steps = Reduced Time and Lower Costs

TRADITIONAL PROCESS

1. 30/40 Grit Metal
2. 60/80 Grit Metal
3. 120/140 Grit Metal
4. 50 Grit Resin
5. 100 Grit Resin
6. 200 Grit Resin
7. 400 Grit Resin
8. 800 Grit Resin
9. 1500 Grit Resin
10. 3000 Grit Resin
11. Burnishing Pads

BORIDE PROCESS

1. Metal Step
2. 50 Grit 8 Seg or BSD
3. 100 Grit 8 Seg or BSD
4. 400 Grit 8 Seg or BSD
5. 800 Grit Dry Resin
6. 1500 Grit Dry Resin
7. Burnishing Pads



BSDdiamond.com


PHONE 231.929.2121

TOLL FREE 800.662.0336

FAX 231.943.2852



Made in the USA



2615 Aero Park Drive | Traverse City, MI 49686

GRIND • HONE • POLISH • FINISH

PRODUCTS FOR ALL TYPES AND HARDNESSES OF CONCRETE

S

Soft
Concrete
2-3 MOHS
< 3000 PSI

M

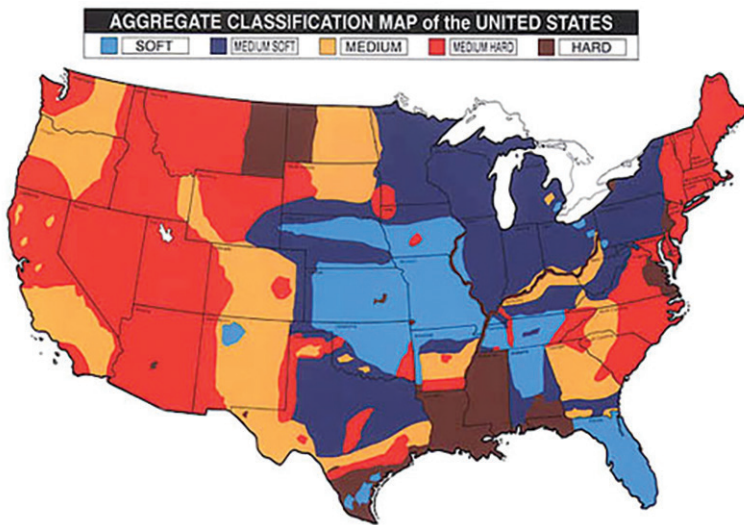
Medium
Concrete
3-5 MOHS
3000-4000 PSI

H

Hard
Concrete
5-7 MOHS
4500-6000 PSI

VH

Very Hard
Concrete
7-9 MOHS
>6000 PSI



Standard & Soft Grit Colors



GRIT COLOR CHART

Soft and Standard bond products are color coded according to the chart above. Not all products are offered in soft bond. Soft bond was designed for concrete with 7-9 MOHS (>6000 PSI).

Carla Nickodemus

Business Development & Product Manager

cnickodemus@borideabrasives.com

231.218.7746 CELL

Tyler Flynn

Sales & Account Manager

tflynn@borideabrasives.com

517.927.3890 CELL



Made in the USA

